



### 一般特征 General Features

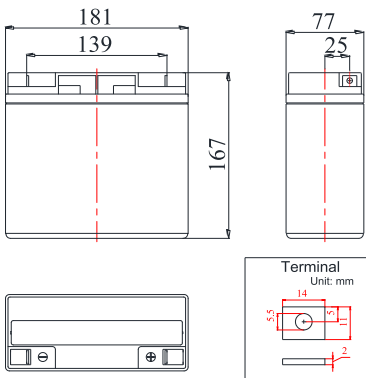
- Environmentally friendly
- Can be used at vertical or horizontal orientation
- High Reliability and Good Quality
- High gas recombination efficiency
- High Power Density
- Maintenance-Free Operation

### 应用领域 Applications

- UPS & EPS
- Emergency lighting Systems
- Medical Equipment
- Cable TV Systems
- Alarm Systems
- Electric Test Equipment
- Security Systems

### 尺寸/重量 Dimensions & Weight

Length(mm)	181±1
Width(mm)	77±1
Height(mm)	167±1
Total Height(mm)	167±1
Weight(kg)	5.18±3%



#### COMPLIED STANDARDS

IEC 60896-21/22	JIS C8704
YD/T799	BS6290 part4
GB/T 19638	UL 1989

### 技术规格 Technical Specifications

Nominal Voltage		12V(6 cells per unit)
Design Floating Life @25°C		5 Years
Nominal Capacity @25°C (20 hour rate@0.90A,10.50V)		18Ah
Capacity @25°C	10 hour rate (1.69A,10.8V)	16.9Ah
	5 hour rate (3.21A,10.5V)	16.05Ah
	1 hour rate (11.75A,9.6V)	11.75Ah
Internal Resistance	Full Charged Battery@25°C	≤17.0mΩ
Ambient Temperature	Discharge	-20°C~50°C
	Charge	-20°C~50°C
	Storage	-20°C~50°C
Max.Discharge Current@25°C		270A(5s)
Capacity affected by Temperature (10 hr Capacity)	40°C	102%
	25°C	100%
	0°C	85%
	-15°C	65%
Self-Discharge@25°C per Month		3%
Charge (Constant Voltage) @25°C	Standby Use	Initial Charging Current Less than 5.4A Voltage 13.6-13.8V
	Cycle Use	Initial Charging Current Less than 5.4A Voltage 14.4-14.9V

### 电池放电表 Battery Discharge Table

Discharge Constant Current per Cell (Amperes at 25°C)

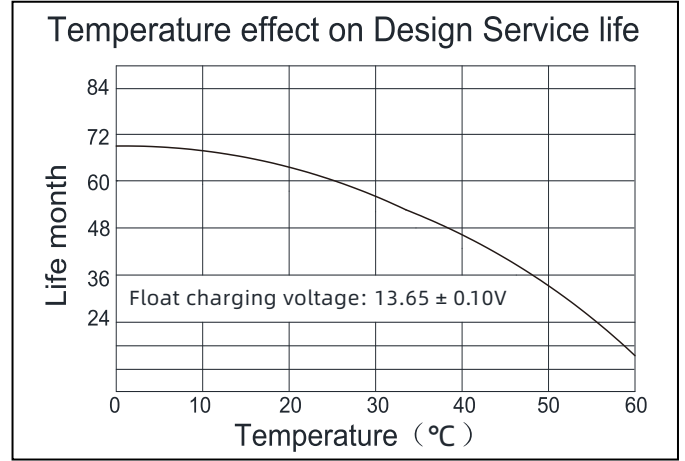
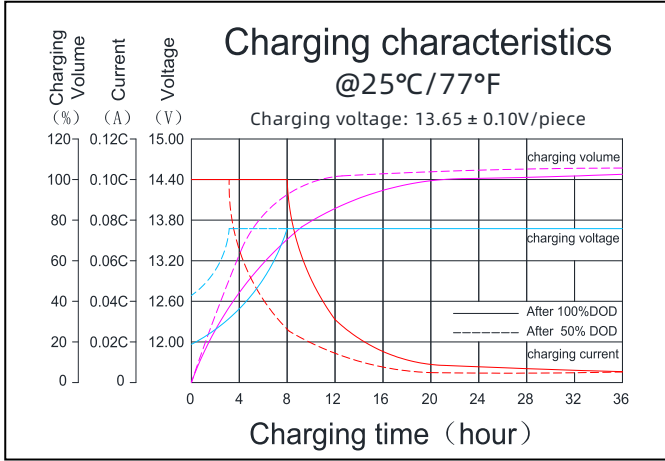
F.V/Time	5min	10min	15min	30min	45min	1h	2h	3h	5h	8h	10h	20h
1.60V	71.85	47.11	34.59	20.53	14.97	11.75	7.43	5.09	3.39	2.28	1.80	0.951
1.67V	68.44	45.15	33.84	20.19	14.73	11.37	7.30	4.99	3.34	2.23	1.78	0.933
1.70V	65.57	42.69	33.38	19.92	14.54	11.01	7.15	4.91	3.27	2.19	1.75	0.918
1.75V	62.50	40.71	31.60	19.26	14.16	10.67	7.02	4.81	3.21	2.17	1.72	0.900
1.80V	57.71	37.92	29.49	18.49	13.69	10.36	6.76	4.63	3.09	2.11	1.69	0.890

Discharge Constant Power per Cell (Watts at 25°C)

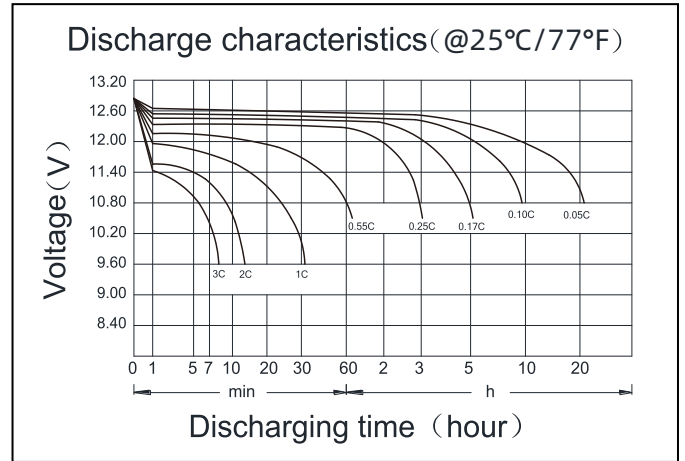
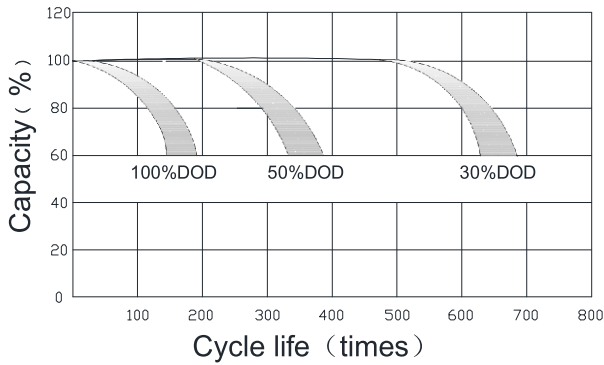
F.V/Time	5min	10min	15min	30min	45min	1h	2h	3h	5h	8h	10h	20h
1.60V	133.79	90.41	66.86	39.93	29.21	23.12	14.58	10.04	6.73	4.54	3.61	1.898
1.67V	128.21	86.75	65.57	39.37	28.83	22.32	14.32	9.86	6.59	4.48	3.58	1.869
1.70V	122.94	82.05	64.83	38.93	28.54	21.52	14.06	9.67	6.49	4.41	3.55	1.846
1.75V	117.77	78.34	61.51	37.75	27.85	20.73	13.80	9.49	6.36	4.38	3.49	1.808
1.80V	109.80	73.27	57.50	36.36	27.00	19.93	13.25	9.12	6.12	4.26	3.45	1.800

Note The above data are average values, and can be obtained within 3 charge/discharge cycles. These are not minimum values. Cell and battery designs/specifications are subject to modification without notice. Contact **LADS** for the latest information.

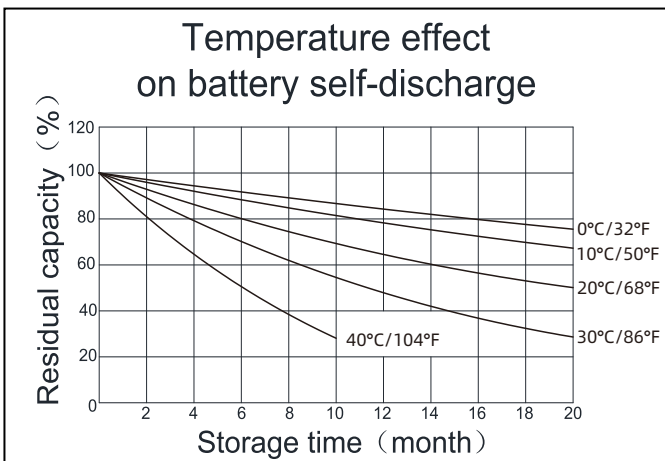
**性能特点 Performance Characteristics**



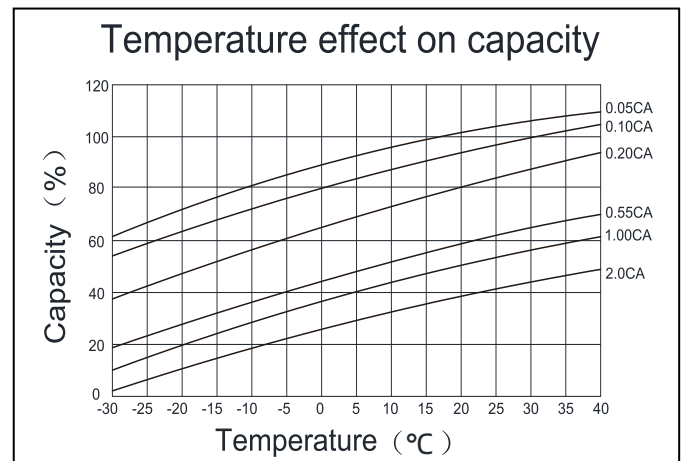
**Cycle life vs. Depth of discharge @25°C/77°F**



**Temperature effect on battery self-discharge**



**Temperature effect on capacity**



**电池构造 Battery Construction**

Component	Positive plate	Negative plate	Container & Cover	Safety valve	Terminal	Separator	Electrolyte	Pillar seal
Features	Thick high Sn low Ca grid with special paste	Balanced Pb-Ca grid for improved recombination efficiency	ABS (UL94-V0 optional)	Flame Si-Rubbeand aging resistancer	Female Copper Insert L1 (torque: 4~6N.m)	Advanced AGM separator for high pressure cell design	Dilute high purity sulphuric acid	Two layers epoxy resin seal